



The Circle East

Written by Casey Giovinco

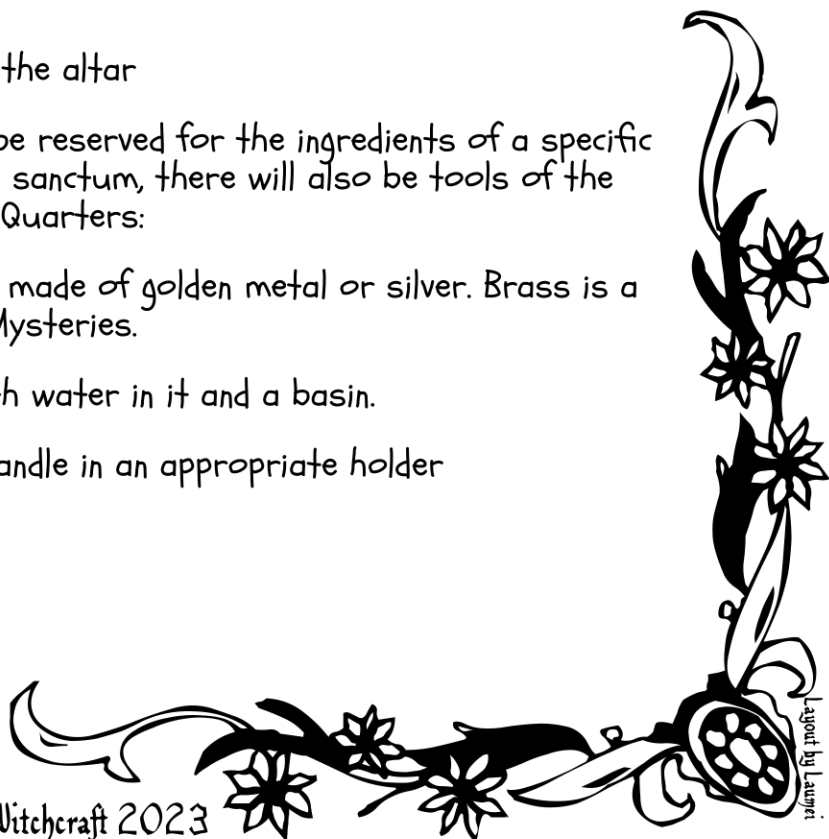
This circle cast may be used for any witchcraft ritual. On its own, it is a perfect esbat rite. The sabbats also fit in here, but we'll get to that in due time.

Preparation

The altar is set up according to the requirements of the ritual.

At the very least, the altar will have:

- the three-branched candlestick with the Pillars of Severity and Mercy flanking the Sacred Flame candle
- two crossed skeleton keys under the Pillar of Severity
- the tools necessary to make holy water
- the oleum maleficis
- the athame in the south of the altar
- The center of the altar will be reserved for the ingredients of a specific spell or working. Around the sanctum, there will also be tools of the elements in their respective Quarters:
- In the North will be a paten made of golden metal or silver. Brass is a perfect metal for the Male Mysteries.
- In the West is a pitcher with water in it and a basin.
- In the South is a red Fire Candle in an appropriate holder
- In the East is a fan.





Operation

Prior to the ritual, the altar will be set with an appropriate incense burning. Allow this charcoal to burn out before beginning the ritual.

At the time of the ritual, enter the room in total darkness and begin moving widdershins to the altar in the center. Into the empty chalice, place a teaspoon of salt and say:



"AND THE EARTH WAS BARREN WITHOUT GROWTH OR LIFE.

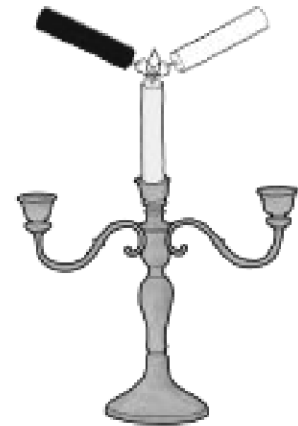
ALL PERSEVERED AT PEACE AND IN DARKNESS."

Ignite the pillars of severity and mercy respectively. Again, repeat the process of transferring the sacred flame from the night before when you performed the altar consecration. Take up the pillar of severity in your left hand and the pillar of mercy in your right, hold them up above your head and say:

"DEEP WITHIN THE PRIMORDIAL NIGHT,

THE GODS DIVIDED IN A FLASH OF LIGHT."

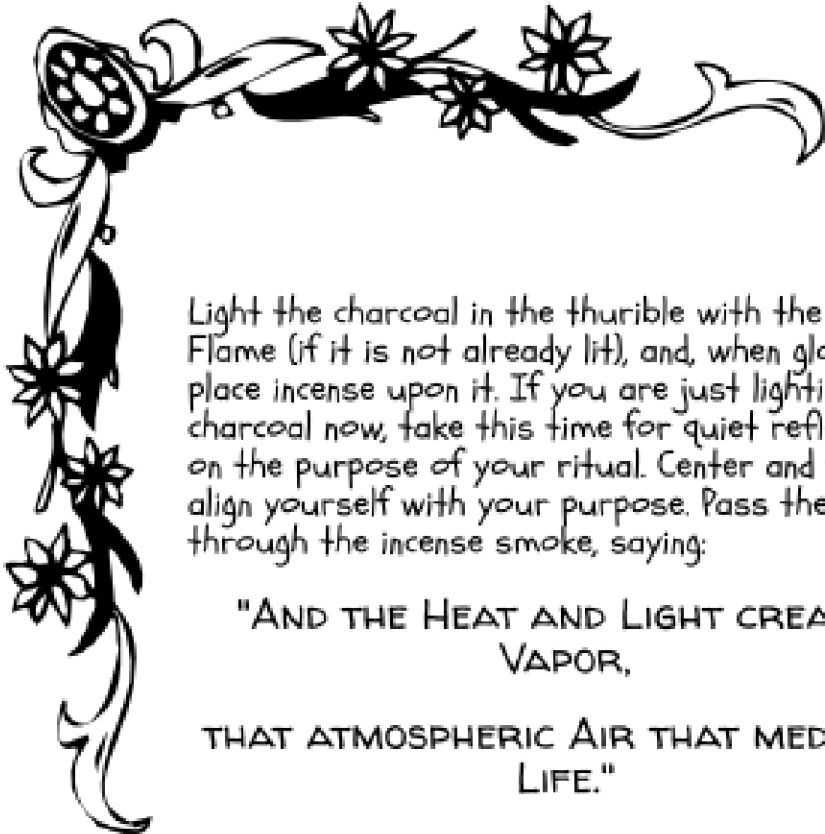
Bring the pillars down in front of you touching their flames together over the central candle to create the sacred flame when you say the word "light." During the rest of the ritual, all candles will be lit from the central sacred flame.



Hold the chalice up in front of the three-branched candlestick and say:

"AND ONCE CAST, THE ETERNAL AND PRIMORDIAL FIRE

RADIATED OUTWARD TO SPREAD HEAT AND LIGHT."



Light the charcoal in the thurible with the Sacred Flame (if it is not already lit), and, when glowing, place incense upon it. If you are just lighting the charcoal now, take this time for quiet reflection on the purpose of your ritual. Center and fully align yourself with your purpose. Pass the chalice through the incense smoke, saying:

"AND THE HEAT AND LIGHT CREATED
VAPOR,
THAT ATMOSPHERIC AIR THAT MEDIATED
LIFE."



Pour water over the salt in the chalice and say:

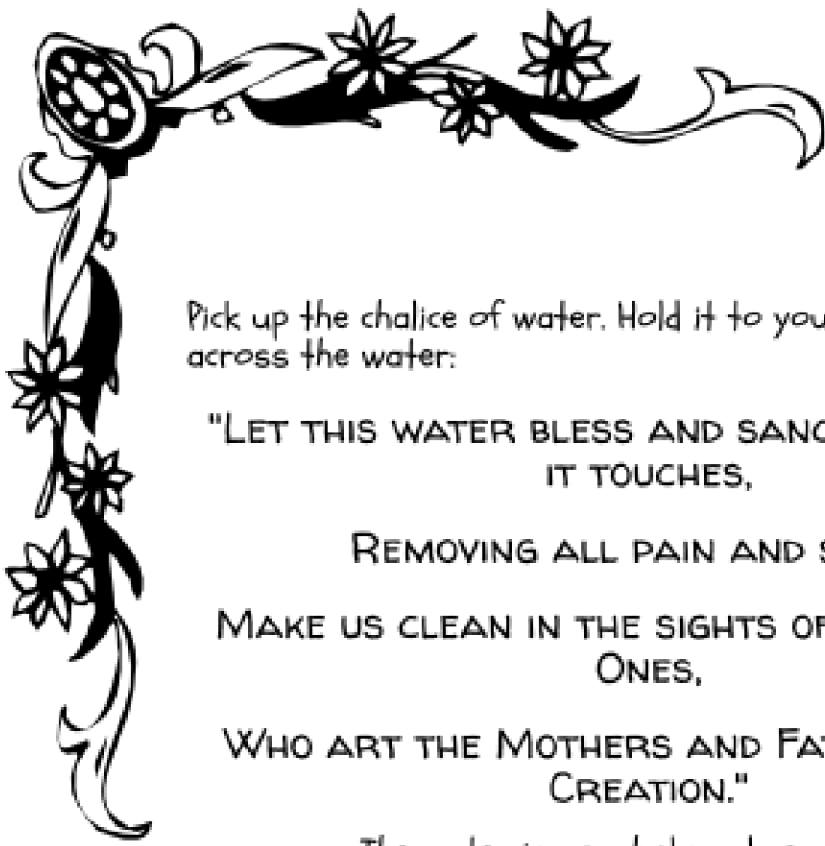
"AND THROUGH HEAT AND VAPOR CAME
CONDENSATION,
WHICH BUILT UP AND FELL DOWN UPON THE
BARREN EARTH."



Sprinkle a little hyssop into the water and say:

"AND THIS WATER SHOOK THE EARTH AND
CAUSED ALL GROWTH TO RISE UP FROM THE
SOIL, REACHING UPWARDS TO THE SOURCE OF
LIFE, THE PRIMORDIAL FIRE."





Pick up the chalice of water. Hold it to your lips, and breath the incantation across the water:

"LET THIS WATER BLESS AND SANCTIFY ALL THAT
IT TOUCHES,

REMOVING ALL PAIN AND STRIFE.

MAKE US CLEAN IN THE SIGHTS OF THE ANCIENT
ONES,

WHO ART THE MOTHERS AND FATHERS OF ALL
CREATION."



The water is now holy and ready for use in your ritual.

Take up the athame. Moving to the North of the sanctum, point the blade to the ground and imagine creating a boundary as you circumambulate widdershins, moving North, West, South, East, and back to North again. Walk in silence, concentrating on the idea that you are slicing through the ether as you walk. In your mind, see the blue-gray mist of the astral light part for you.



Having circumambulated the Circle, replace the athame upon the altar. Pick up the water and move widdershins back to the North of the circle. Asperge the ground with the holy water as you circumambulate North, West, South, East, and Back to North again. Then ceremoniously pour the holy water into the pitcher in the West, making the entire contents of the pitcher holy as you do so.

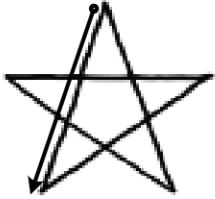
Replace the chalice upon the altar, and then carry the incense around the circle, starting in the North and circumambulating West, South, East, and back to the North. Replace the incense upon the Altar.





Quarter Calls

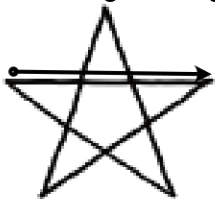
Pick up the salt, and move widdershins back to the North. Draw an Earth Invoking Pentagram with the Salt dish and say:



"I SUMMON, STIR, AND CALL THEE UP,
OH YE MIGHTY ONES OF THE NORTH, ELEMENT OF
EARTH."

Take a pinch of salt and drop it on the paten. Then place some salt on your tongue before replacing the salt dish back on the Altar.

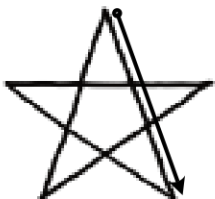
Moving to the West Gate, pick up the pitcher of water and draw a Water Invoking Pentagram with it and say:



"I SUMMON, STIR, AND CALL THEE UP,
OH YE MIGHTY ONES OF THE WEST, ELEMENT OF
WATER."

Now pour the pitcher of water into the basin. Make sure to empty it of all water.

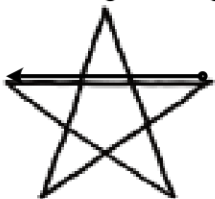
Pick up the sacred flame from the three-branched candlestick on the Altar and move widdershins to the South Gate. Draw a Fire Invoking Pentagram with the sacred flame as you say:



"I SUMMON, STIR, AND CALL THEE UP,
OH YE MIGHTY ONES OF THE SOUTH, ELEMENT OF
FIRE."

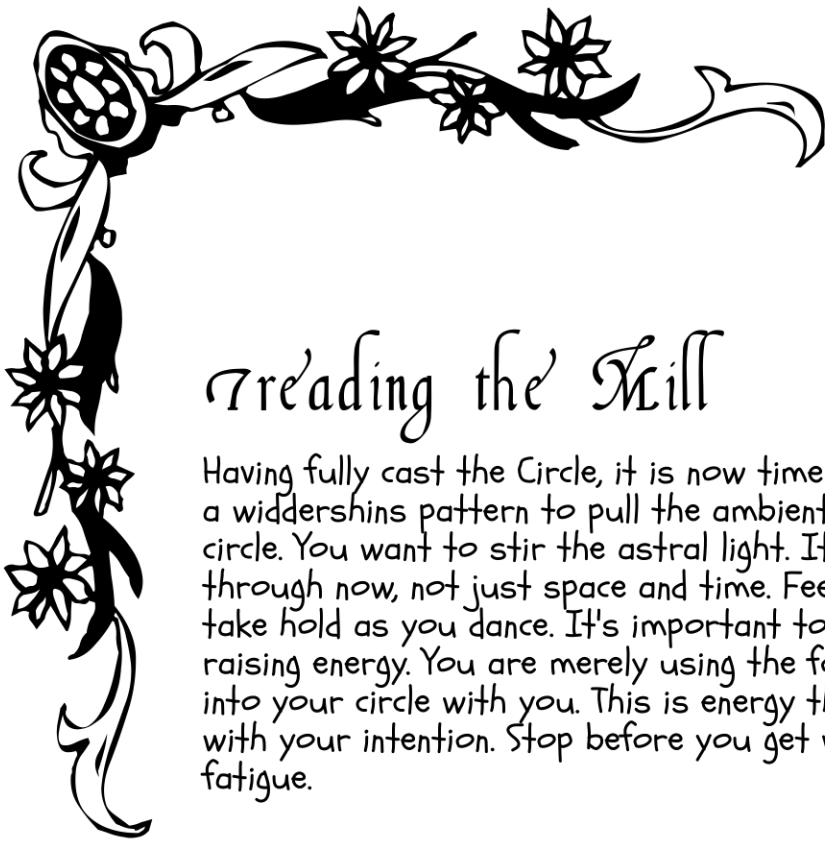
Light the fire candle in the South before placing the sacred flame back in its place upon the altar.

Pick up the thurible with your right hand and move widdershins to the East Gate where the fan resides. Pick up the fan and clack it open. Then draw an Air Invoking Pentagram with the incense as you say:



"I SUMMON, STIR, AND CALL THEE UP,
OH YE MIGHTY ONES OF THE EAST, ELEMENT OF
AIR."

Now fan the incense at the East Gate before replacing the fan (still open) back in the East Quarter of the Circle and the incense back upon the altar.



Treading the Mill

Having fully cast the Circle, it is now time to get it whirling. Dance lightly in a widdershins pattern to pull the ambient energies of Nature into your circle. You want to stir the astral light. It is the ether that you move through now, not just space and time. Feel that shift in consciousness take hold as you dance. It's important to remember that you are not yet raising energy. You are merely using the force of the vortex to pull energy into your circle with you. This is energy that you will be able to program with your intention. Stop before you get winded or feel any type of fatigue.

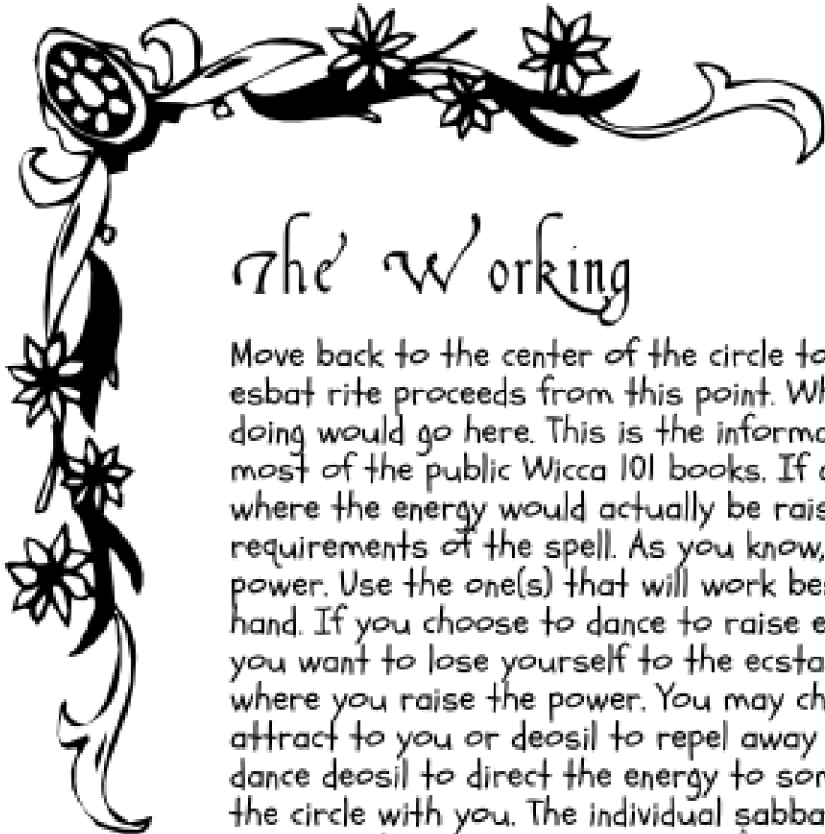
The Love Feast

This is the famed Cakes and Wine of the traditional Wiccan rites.

In some traditions this goes after the working, but when Gala witches perform the Love Feast, we do it before the working. The reason is that we take in the blessing bestowed upon our food, exalting ourselves before a working so that we don't deplete our own personal power. Generally, we reserve this part of the ritual for sabbats. It's part of the recharging of the witch's batteries, but there's no reason it can't be done in an esbat should the hedge witch or coven feel personally called to add it.


Just as with the traditional Wiccan version of Holy Water, Gala Witchcraft deviates slightly on how to consecrate the cakes and wine. Rather than stick the knife in the chalice, we simply pray over the cakes and wine and then share them in a moment of joy and revelry with each other, delighting in what we jokingly call "Sacred Bullshit." If you would like to add Cakes and Wine to your ritual, they would go here, after the gods have been called and before the spell has been cast.

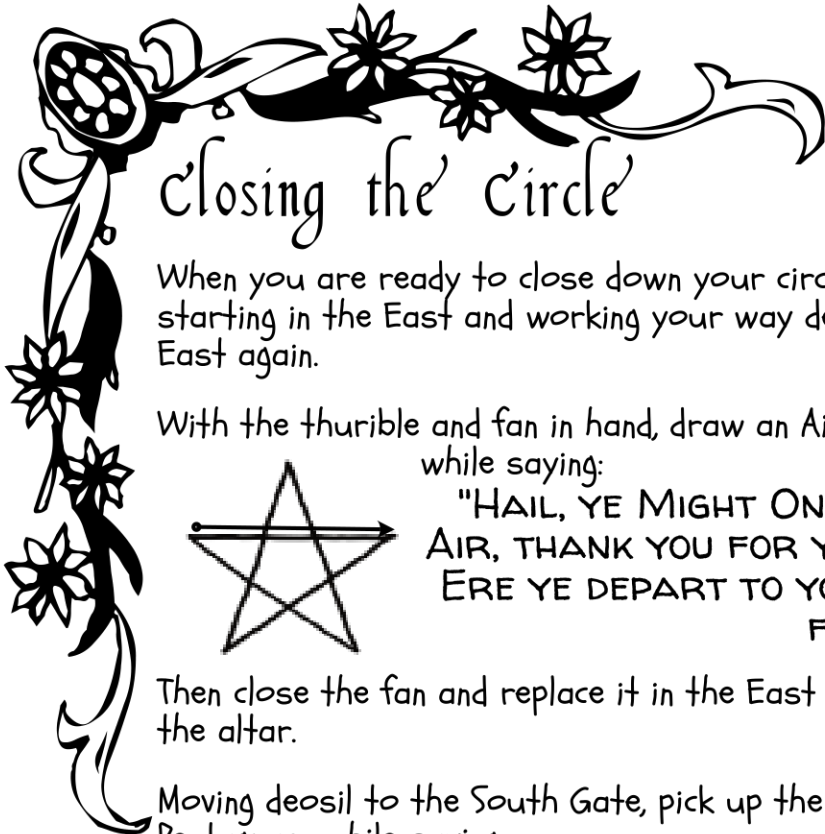




The Working

Move back to the center of the circle to the south of the altar and the esbat rite proceeds from this point. Whatever spell or ritual you are doing would go here. This is the information on spells, which you find in most of the public Wicca 101 books. If a spell is being cast, THIS is where the energy would actually be raised in accordance with the requirements of the spell. As you know, there are eight ways to raise power. Use the one(s) that will work best for the particular working at hand. If you choose to dance to raise energy, this is the dance where you want to lose yourself to the ecstasy of the moment, this is where you raise the power. You may choose to dance widdershins to attract to you or deosil to repel away from you. You would also dance deosil to direct the energy to someone who is not currently in the circle with you. The individual sabbat rites also go here as the seasons change.

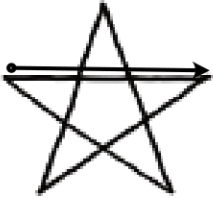




Closing the Circle

When you are ready to close down your circle, reverse the order of casting by starting in the East and working your way deosil around the circle back to the East again.

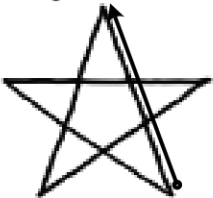
With the thurible and fan in hand, draw an Air Banishing Pentagram in the East while saying:



"HAIL, YE MIGHTY ONES OF THE EAST, ELEMENT OF AIR, THANK YOU FOR YOUR ATTENDANCE AT THIS RITE. ERE YE DEPART TO YOUR LOVELY REALMS. HAIL AND FAREWELL."

Then close the fan and replace it in the East Quarter. Place the thurible back upon the altar.

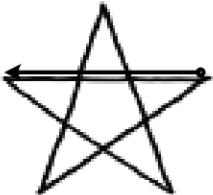
Moving deosil to the South Gate, pick up the fire candle and draw a Fire Banishing Pentagram while saying:



"HAIL, YE MIGHTY ONES OF THE SOUTH, ELEMENT OF FIRE, THANK YOU FOR YOUR ATTENDANCE AT THIS RITE. ERE YE DEPART TO YOUR LOVELY REALMS. HAIL AND FAREWELL."

Blow out the fire candle before replacing it in the South of the circle.

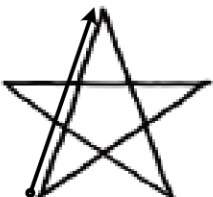
Moving deosil to the West Gate, take up the empty pitcher and draw a Water Banishing Pentagram while saying:



"HAIL, YE MIGHTY ONES OF THE WEST, ELEMENT OF WATER, THANK YOU FOR YOUR ATTENDANCE AT THIS RITE. ERE YE DEPART TO YOUR LOVELY REALMS. HAIL AND FAREWELL."

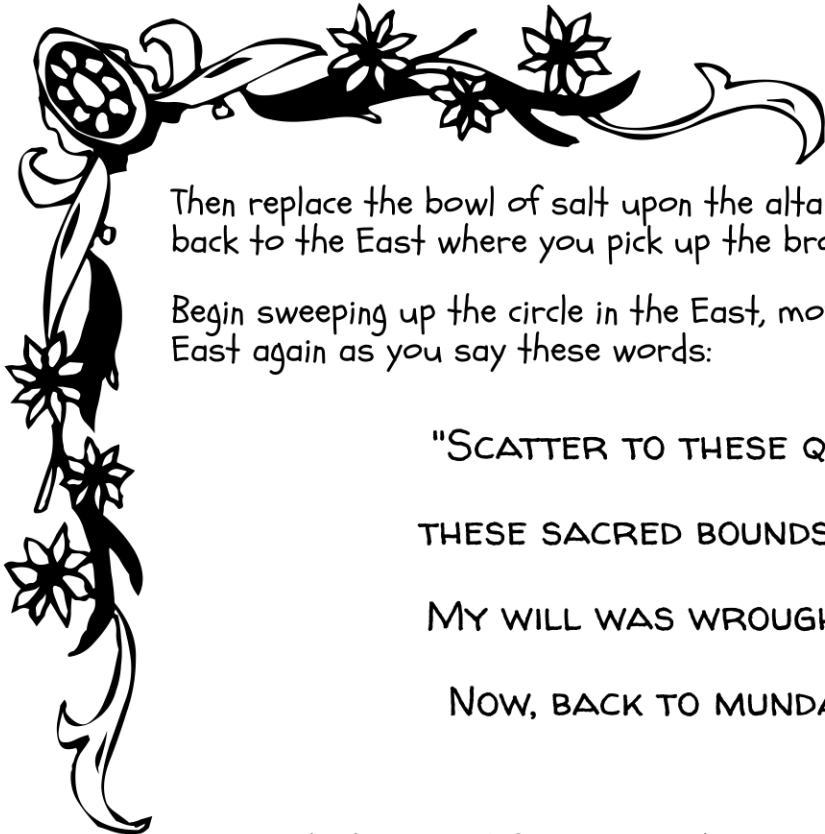
(If performing outside, it might be appropriate to dump the basin of water upon the ground.)

Moving deosil pick up the bowl of salt as you circumambulate to the North Gate, then draw an Earth Banishing Pentagram while saying:



"HAIL, YE MIGHTY ONES OF THE NORTH, ELEMENT OF EARTH, THANK YOU FOR YOUR ATTENDANCE AT THIS RITE. ERE YE DEPART TO YOUR LOVELY REALMS. HAIL AND FAREWELL."





Then replace the bowl of salt upon the altar in its place before moving deosil back to the East where you pick up the broom.

Begin sweeping up the circle in the East, moving deosil South, West, North, and East again as you say these words:

"SCATTER TO THESE QUARTERS FOUR,
THESE SACRED BOUNDS EXIST NO MORE.
MY WILL WAS WROUGHT. THIS I KNOW.
NOW, BACK TO MUNDANE LIFE I GO!"

Extinguish the sacred flame upon the altar and preserve it to light the black Pillar of Severity and the white Pillar of Mercy during the next ritual's altar consecration.

