



# The Summer Rite

Written by Casey Giovinco

Roughly two weeks before you plan to do the Summer Rite, begin thinking about your seasonal petition and how it fits within the greater scheme of your yearly goal. Start collecting any ritual supplies you might need to gather. Though you will craft your petition throughout the coming fortnight, you do not need to pleasure yourself over your goal for this ritual. Instead, you will write your well-thoughtout petition on properly prepared petition papers just before the ritual.

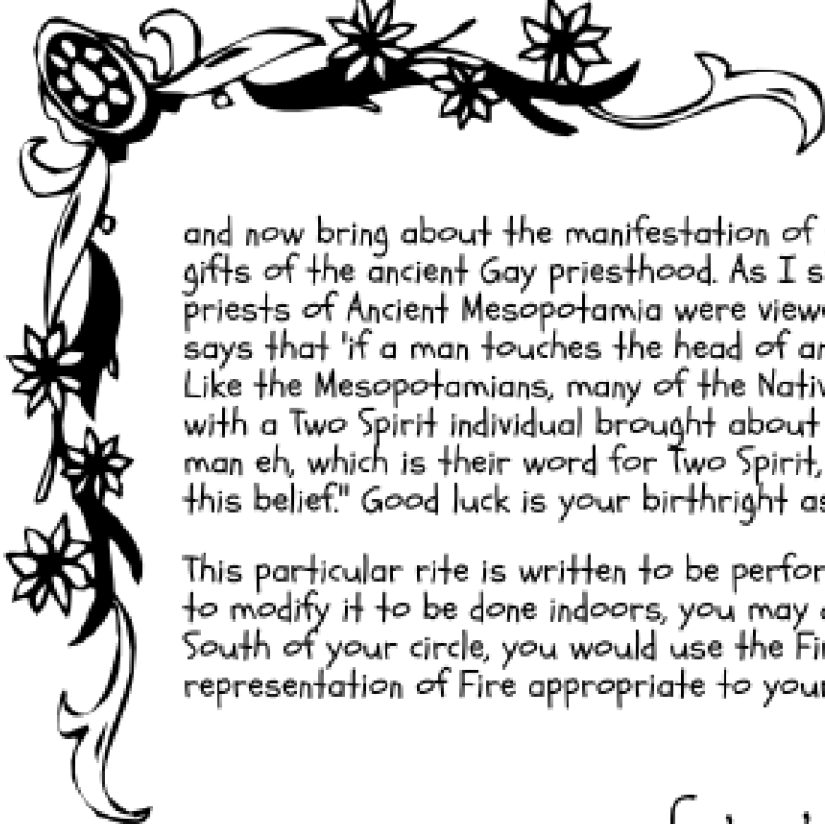
In the weeks leading up to your Summer Rite, you will also want to begin contemplating the role of the Archetypal Masculine in your life. See yourself as someone to be admired. Recognize your gifts – physical, emotional, mental, and spiritual. Recognize that these are the traits that the Horned God of Witches, represented here as Dionysus, sees in you, and these are the traits about you that he loves. When you whole-heartedly believe in your worth as a man, any time within the two weeks prior to the ritual (do NOT do this the day of the ritual or the night before), pleasure yourself while wearing the Fascinum charm. It is important that you focus your mind on your union with the Archetypal Masculine represented by the Horned God Dionysus. Remove the Fascinum Charm, anoint it with a single drop of your semen, and then wrap it in green cloth until the night of the ritual.

Summer is the perfect time to nurture those seeds, which you planted in the Spring, so take stock of your current situation and tend your mental garden. What do you need to nurture or cultivate to have that Spring seed-thought bloom during this Summer season? How can you nurture that thought in order to achieve your larger yearly goal?

Our ancestors used this time to bring about good luck (usually in connection to the coming harvest), so think about how different your life will be if everything went your way regarding this petition. How would success here

In addition to the normal altar items, you will need a few necessary things for this seasonal rite:

- on the right side of the altar, the Herm sits in a brass bowl with the anointed fascinum charm wrapped around it
- a jar of honey
- a bowl filled with coins of various denominations
- the bullroarer
- the healing herbs: lemonbalm, thyme, life-everlasting, lime, and marjoram
- some sweetwater



and now bring about the manifestation of your yearly goal? Luck is one of the gifts of the ancient Gay priesthood. As I said in *Garbed In Green*, "The Temple priests of Ancient Mesopotamia were viewed to have magical powers. One text says that 'if a man touches the head of an assinnu, he will conquer his enemy.' Like the Mesopotamians, many of the Native American tribes believed that sex with a Two Spirit individual brought about good luck. The Cheyenne included *he man eh*, which is their word for Two Spirit, in every hunting party because of this belief." Good luck is your birthright as a Gay witch. Claim it.

This particular rite is written to be performed outside. However, if you need to modify it to be done indoors, you may do so. Instead of a bonfire in the South of your circle, you would use the Fire candle again (or some other representation of Fire appropriate to your situation).


## Drawing Down the Sun

At high noon on the day of the Summer Rite, go outside and light the bonfire in what will become the South of your Circle during the ritual. If there is inclement weather on the Summer Solstice, perform this rite when the sun is shining as near to the date as possible. No Circle is cast at this point though. What is needed for this ritual is a magnifying glass, some vesta powder, a white candle, a black candle, and incense appropriate to the season.



Say: "HEAR, GOLDEN TITAN, WHOSE ETERNAL EYE WITH MATCHLESS SIGHT ILLUMINATES THE SKY, AND PROPITIOUS ON THESE MYSTIC LABOURS SHINE. BLESS THY SUPPLIANTS WITH A LIFE DIVINE."

Focus the rays of the Sun upon the kindling sprinkled with Vesta powder. It will soon begin to smoke and smoulder. You may have to blow upon the spark to get it started. Eventually, the flame will leap up. You should light that evening's black and white candles off of it and then extinguish their flames, taking them back inside wrapped in white cloth with the other items awaiting that night's ritual.





The fire that was kindled outside must be tended throughout the day until about dusk. Periodically, toss handfuls of incense into the fire with the intention of bringing good luck to all who participate in your rite with you. The fire should be allowed to die down to embers for the ritual later that night. It will serve as the "fire candle" in the South Quarter during this ritual.

## The Summer Rite Proper

After the sun has set (witches work their rituals at night), take your altar supplies out to the fire and set the altar up in the middle of the chosen space that will serve as your sanctum for this ritual. It is important that this rite be done after sunset, because though this is a time of balance and though it is a solar rite, the light is on the wane. The scale has been tipped in favor of the forces of decline and there is a mystery to be learned from working against the dying of light.

Take the Pillars of Severity and Mercy, which were lit from the Celestial Orb at high noon, out of their white protective cloth and place them in their respective spots in the three-branched candlestick. In-between them, place a newly anointed and unlit red, orange, or yellow candle to serve as the new Sacred Flame after this ritual.





## Operation

On the day when you are set to do the Summer Rite, enter the Sanctum about an hour prior to the ritual. Set the incense burning upon the Altar. Allow this charcoal to burn out before beginning the ritual.




At the time of the ritual, enter the room in total darkness and begin moving widdershins to the altar in the center. Into the empty chalice, place a teaspoon of salt and say:

**"AND THE EARTH WAS BARREN WITHOUT GROWTH OR  
LIFE.  
ALL PERSEVERED AT PEACE AND IN DARKNESS."**

Ignite the pillars of severity and mercy respectively. Again, repeat the process of transferring the sacred flame from the night before when you performed the altar consecration. Take up the pillar of severity in your left hand and the pillar of mercy in your right, hold them up above your head and say:

**"DEEP WITHIN THE PRIMORDIAL NIGHT,  
THE GODS DIVIDED IN A FLASH OF LIGHT."**

Bring the pillars down in front of you touching their flames together over the central candle to create the sacred flame when you say the word "light." During the rest of the ritual, all candles will be lit from the central sacred flame.





Hold the chalice up in front of the three-branched candlestick and say:

"AND ONCE CAST, THE ETERNAL AND PRIMORDIAL  
FIRE  
RADIATED OUTWARD TO SPREAD HEAT AND LIGHT."



Light the charcoal in the thurible with the Sacred Flame (if it is not already lit), and, when glowing, place incense upon it. If you are just lighting the charcoal now, take this time for quiet reflection on the purpose of your ritual. Center and fully align yourself with your purpose. Pass the chalice through the incense smoke, saying:

"AND THE HEAT AND LIGHT CREATED VAPOR,  
THAT ATMOSPHERIC AIR THAT MEDIATED LIFE."



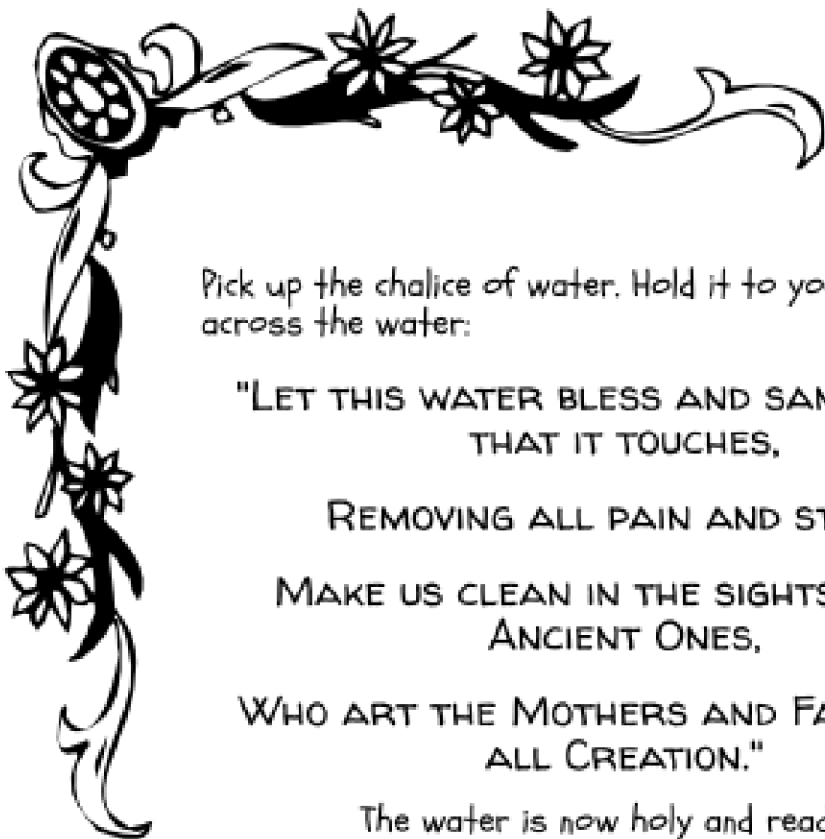
Pour water over the salt in the chalice and say:

"AND THROUGH HEAT AND VAPOR CAME  
CONDENSATION,  
WHICH BUILT UP AND FELL DOWN UPON THE BARREN  
EARTH."



Sprinkle a little hyssop into the water and say:

"AND THIS WATER SHOOK THE EARTH AND CAUSED  
ALL GROWTH TO RISE UP FROM THE SOIL,  
REACHING UPWARDS TO THE SOURCE OF LIFE, THE  
PRIMORDIAL FIRE."



Pick up the chalice of water. Hold it to your lips, and breath the incantation across the water:

"LET THIS WATER BLESS AND SANCTIFY ALL  
THAT IT TOUCHES,

REMOVING ALL PAIN AND STRIFE.

MAKE US CLEAN IN THE SIGHTS OF THE  
ANCIENT ONES,

WHO ART THE MOTHERS AND FATHERS OF  
ALL CREATION."



The water is now holy and ready for use in your ritual.



Take up the athame. Moving to the North of the sanctum, point the blade to the ground and imagine creating a boundary as you circumambulate widdershins, moving North, West, South, East, and back to North again. Walk in silence, concentrating on the idea that you are slicing through the ether as you walk. In your mind, see the blue-gray mist of the astral light part for you.

Having circumambulated the Circle, replace the athame upon the altar. Pick up the water and move widdershins back to the North of the circle. Asperge the ground with the holy water as you circumambulate North, West, South, East, and Back to North again. Then ceremoniously pour the holy water into the pitcher in the West, making the entire contents of the pitcher holy as you do so.

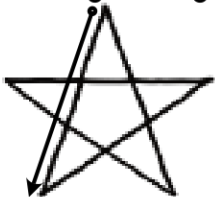
Replace the chalice upon the altar, and then carry the incense around the circle, starting in the North and circumambulating West, South, East, and back to the North. Replace the incense upon the Altar.





## Quarter Calls

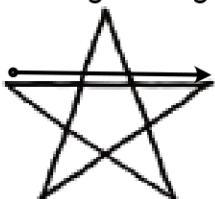
Pick up the salt, and move widdershins back to the North. Draw an Earth Invoking Pentagram with the Salt dish and say:



"I SUMMON, STIR, AND CALL THEE UP,  
OH YE MIGHTY ONES OF THE NORTH, ELEMENT OF  
EARTH."

Take a pinch of salt and drop it on the paten. Then place some salt on your tongue before replacing the salt dish back on the Altar.

Moving to the West Gate, pick up the pitcher of water and draw a Water Invoking Pentagram with it and say:



"I SUMMON, STIR, AND CALL THEE UP,  
OH YE MIGHTY ONES OF THE WEST, ELEMENT OF  
WATER."

Now pour the pitcher of water into the basin. Make sure to empty it of all water.

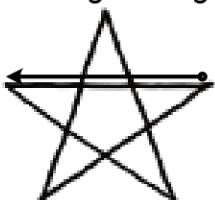
Pick up the sacred flame from the three-branched candlestick on the Altar and move widdershins to the South Gate. Draw a Fire Invoking Pentagram with the sacred flame as you say:



"I SUMMON, STIR, AND CALL THEE UP,  
OH YE MIGHTY ONES OF THE SOUTH, ELEMENT OF  
FIRE."

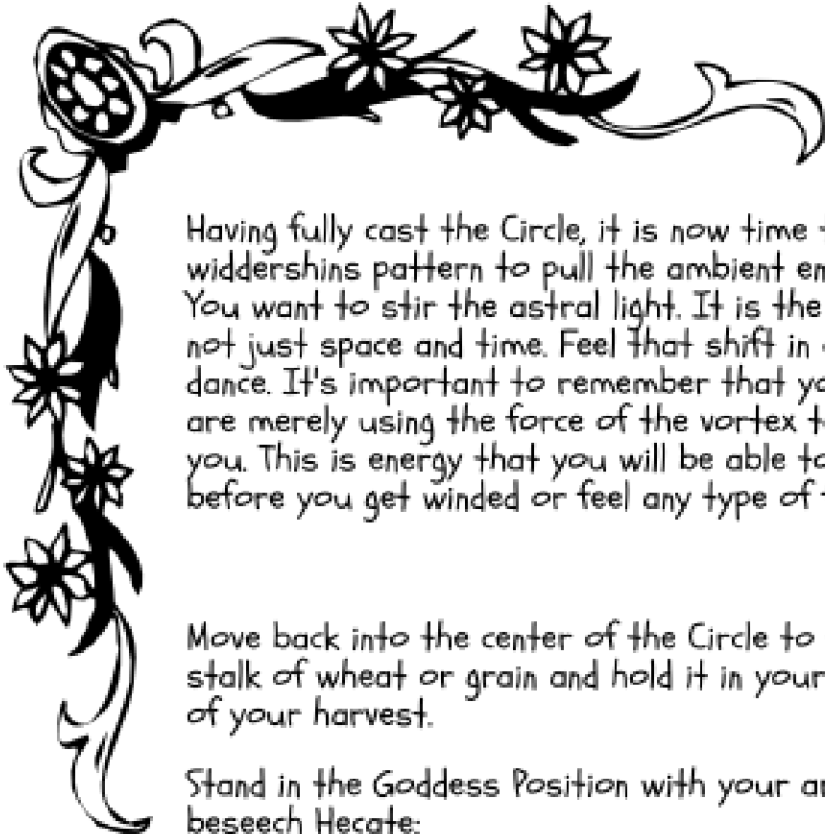
Light the fire candle in the South before placing the sacred flame back in its place upon the altar.

Pick up the thurible with your right hand and move widdershins to the East Gate where the fan resides. Pick up the fan and clack it open. Then draw an Air Invoking Pentagram with the incense as you say:



"I SUMMON, STIR, AND CALL THEE UP,  
OH YE MIGHTY ONES OF THE EAST, ELEMENT OF  
AIR."

Now fan the incense at the East Gate before replacing the fan (still open) back in the East Quarter of the Circle and the incense back upon the altar.



Having fully cast the Circle, it is now time to get it whirling. Dance lightly in a widdershins pattern to pull the ambient energies of Nature into your circle. You want to stir the astral light. It is the ether that you move through now, not just space and time. Feel that shift in consciousness take hold as you dance. It's important to remember that you are not yet raising energy. You are merely using the force of the vortex to pull energy into your circle with you. This is energy that you will be able to program with your intention. Stop before you get winded or feel any type of fatigue.

Move back into the center of the circle to the south of the altar.

Stand in the Goddess Position with your arms reaching up for the sky, and recite the hymn to Hecate:

"HECATE I CALL, WHOM JOVE DECREED TO KEEP  
THE KEYS WHICH LOCK THE CHAMBERS OF THE DEEP;  
ANGELIC, BY WHOSE ILLUSTRIOUS POWER ALONE,  
DAME NATURE'S PRINCIPLES WERE CLEARLY SHOWN.  
MAIDEN, MOTHER, CRONE, TO TRANSMUTE IS THINE,  
STANDING AT THE CROSSROADS BETWEEN US AND THE DIVINE.  
CELESTIAL, ANCIENT, LIFE-SUPPORTING MAID,  
INSPIRING FURY, GIVE THY SUPPLIANTS AID."





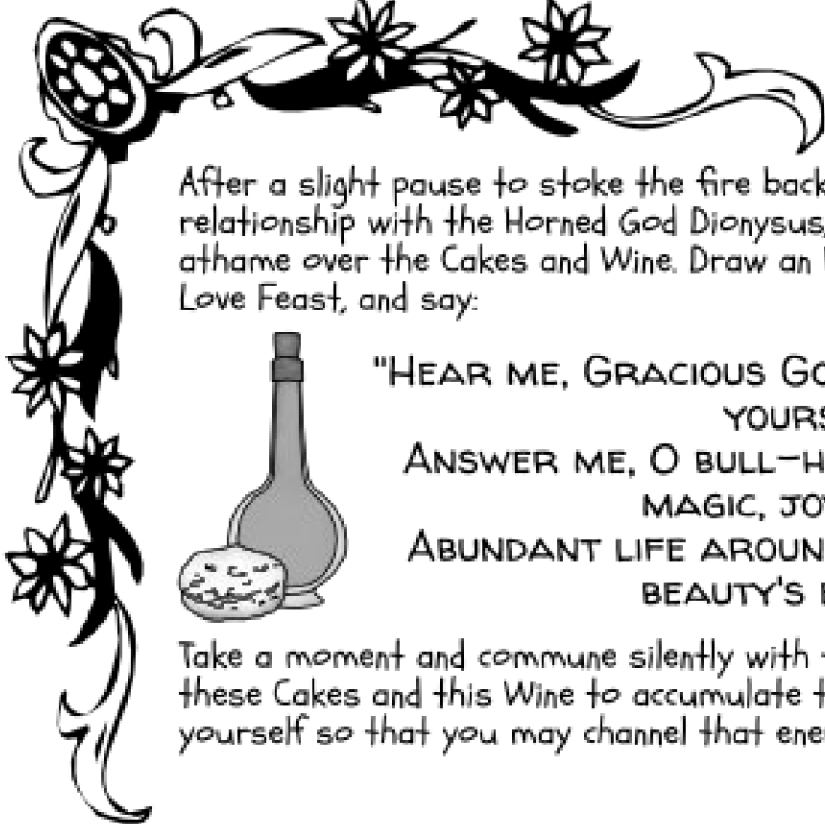


Cross your arms over your chest and stand in the God Position.


Recite the hymn to the Dionysus:

"DIONYSUS, I CALL LOUD-SOUNDING AND DIVINE,  
INSPIRING GOD, A TWOFOLD SHAPE IS THINE:  
THY VARIOUS NAMES AND ATTRIBUTES I SING,  
O FIRSTBORN, THRICE BEGOTTEN, BACCHIC KING.  
RURAL, INEFFABLE, TWO-FORM'D, OBSCURE,  
TWO-HORN'D, WITH IVY CROWN'D, AND EUION PURE:  
BULL-FAC'D AND MARTIAL, BEARER OF THE VINE,  
ENDU'D WITH COUNSEL PRUDENT AND DIVINE:  
OMADIUS, WHOM THE LEAVES OF VINES ADORN,  
OF JOVE AND PROSERPINE OCCULTLY BORN  
IN BEDS INEFFABLE; ALL-BLESSED POW'R,  
WHOM WITH ANNUAL OFF'RINGS MEN ADORE.  
IMMORTAL DAEMON, HEAR MY SUPPLIANT VOICE,  
GIVE ME IN BLAMELESS PLENTY TO REJOICE;  
AND LISTEN GRACIOUS TO MY MYSTIC PRAY'R,  
SURROUNDED WITH THY CHOIR OF NURSES FAIR."





After a slight pause to stake the fire back to life and to reflect upon your relationship with the Horned God Dionysus, place the flat blade of your athame over the Cakes and Wine. Draw an Earth Invoking Pentagram over the Love Feast, and say:



"HEAR ME, GRACIOUS GODDESS, LET MY HEART AND YOURS ALIGN.

ANSWER ME, O BULL-HORNED DIONYSUS, GOD OF MAGIC, JOY, AND WINE.

ABUNDANT LIFE AROUND ME SEEN, MY YOUTHFUL BEAUTY'S EVERGREEN."

Take a moment and commune silently with the Gods of your inner being. Use these Cakes and this Wine to accumulate the power of the elements within yourself so that you may channel that energy through the rest of this rite.

Toss some more incense onto the embers of the Fire, mentally affirming that the smoke only invites helpful spirits and that it keeps away harmful ones. Place the tip of a stick into the embers of the fire. Leave it there until the end is blackened with ash. Then ceremoniously remove the stick and scrap the ash off into the oleum maleficis, adding more carrier oil if needed. Focus on thoughts of good luck and visualize how success with your seasonal petition will advance your yearly goal.

Pick up the bullroarer, and swing it above your head widdershins as you focus on your call to the spirits. Mentally reaffirm for yourself that you are only inviting the elevated, good spirits who mean you well. See yourself protected by Hecate and Dionysus. After you have a good "roar" going, say these words with confidence and conviction:




"I CALL TO THE POWERFUL AND LOVING GAY SPIRITS.

SHAMAN, MEDICINE MEN, HEALERS ALL.

I ASK YOUR AID, HEAD MY CALL.


COME TO ME THIS HOLY NIGHT,

GUIDE MY WAY TOWARD WISDOM'S LIGHT."



Pick up the jar of honey. Pour some over the Fascinum Charm, which is wrapped around the Herm. As you do so, say:

"MAY I BE BLESSED WITH ALL THE SWEETNESS THIS LIFE HAS TO OFFER."



Pick up the bowl of coins and pour them out around the base of the Herm's bowl in a circular motion, moving widdershins until the bowl is empty. Say:

"MONEY FLOW, MONEY GROW!"

(Repeat as many times as it takes to empty the bowl.)

Now, take up the healing herbs of lemon balm, life-everlasting, lime, marjoram, and thyme. Place a pinch of each herb in the second pitcher of sweetwater, turning it into the Healing Waters of Life as you say:

"LEMON BALM AND THYME TO PURIFY.

LIFE-EVERLASTING FOR LONGEVITY.

LIME TO HEAL THROUGH LOVE.

MARJORAM FOR HAPPINESS, WHICH LEADS TO HEALTH."

Pour the Healing Waters of Life over the Fascinum charm, washing it clean as you say:

"YOUR CROWN SPRINGS FROM THE DEPTHS OF THE RIVER."

Now, place the fascinum charm around your neck as you begin the Circle Dance, jumping the Balefire for good luck in alignment with your seasonal petition. Your fascinum charm is now recharged for another year. As you jump the fire, chant:

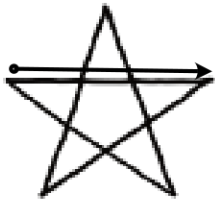
"FLAGS, FLAX, FODDER, AND FRIG!"

You can go as many rounds as you like. Throw your petition into the fire when you feel called to do so during the many rounds of leaping and revelry. After everyone participating has jumped the fire and released their petitions, add more wood to the embers and rekindle the flame to light your evening revelry.

## Closing the Circle

When you are ready to close down your circle, reverse the order of casting by starting in the East and working your way deosil around the circle back to the East again.

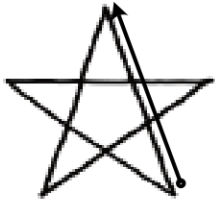
With the thurible and fan in hand, draw an Air Banishing Pentagram in the East while saying:



"HAIL, YE MIGHTY ONES OF THE EAST, ELEMENT OF AIR, THANK YOU FOR YOUR ATTENDANCE AT THIS RITE. ERE YE DEPART TO YOUR LOVELY REALMS. HAIL AND FAREWELL."

Then close the fan and replace it in the East Quarter. Place the thurible back upon the altar.

Moving deosil to the South Gate, pick up the fire candle and draw a Fire Banishing Pentagram while saying:



"HAIL, YE MIGHTY ONES OF THE SOUTH, ELEMENT OF FIRE, THANK YOU FOR YOUR ATTENDANCE AT THIS RITE. ERE YE DEPART TO YOUR LOVELY REALMS. HAIL AND FAREWELL."

Blow out the fire candle before replacing it in the South of the circle.

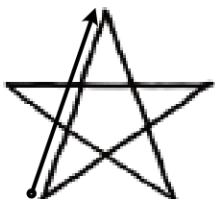
Moving deosil to the West Gate, take up the empty pitcher and draw a Water Banishing Pentagram while saying:




"HAIL, YE MIGHTY ONES OF THE WEST, ELEMENT OF WATER, THANK YOU FOR YOUR ATTENDANCE AT THIS RITE. ERE YE DEPART TO YOUR LOVELY REALMS. HAIL AND FAREWELL."

(If performing outside, it might be appropriate to dump the basin of water upon the ground.)

Moving deosil pick up the bowl of salt as you circumambulate to the North Gate, then draw an Earth Banishing Pentagram while saying:



"HAIL, YE MIGHTY ONES OF THE NORTH, ELEMENT OF EARTH, THANK YOU FOR YOUR ATTENDANCE AT THIS RITE. ERE YE DEPART TO YOUR LOVELY REALMS. HAIL AND FAREWELL."




Then replace the bowl of salt upon the altar in its place before moving deosil back to the East where you pick up the broom.

Begin sweeping up the circle in the East, moving deosil South, West, North, and East again as you say these words:

"SCATTER TO THESE QUARTERS FOUR,  
THESE SACRED BOUNDS EXIST NO MORE.  
MY WILL WAS WROUGHT. THIS I KNOW.  
NOW, BACK TO MUNDANE LIFE I GO!"

Extinguish the sacred flame upon the altar and preserve it to light the black Pillar of Severity and the white Pillar of Mercy during the next ritual's altar consecration.



**THE SABBAT HAS BEEN KEPT!**