



# The Winter Rite

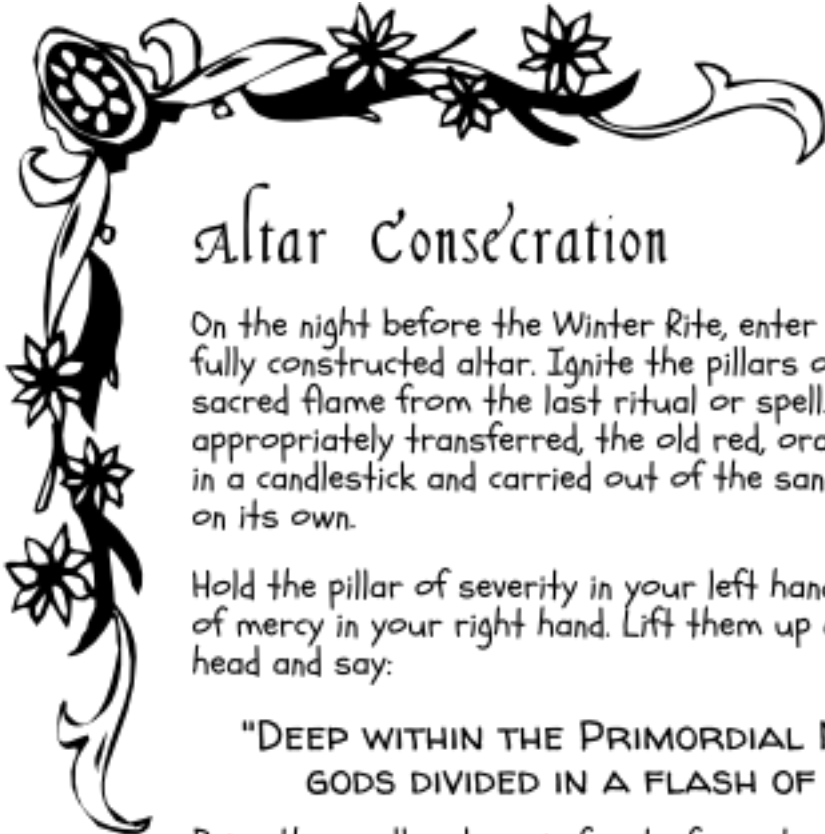
Written by Casey Giovinco

Roughly two weeks before you plan to do the Winter Rite, begin thinking about your petitions—both the yearly goal and the obstacle that stands in your way of achieving that yearly goal. Also collect any ritual supplies you might need to gather. Winter is the best time to clear away the old in order to make room for the new. Let go of that which no longer serves you.

In addition to the normal altar items, you will need a few necessary things for this seasonal rite. In the center of the altar will sit:

- the sacred mirror covered with a wreath appropriate to the season
- a purple soma candle in an appropriate candlestick for each witch participating in the rite
- your pearl towelette
- a pretty bottle that calls to your spirit
- sesame seed carrier oil
- the incense should be one of cinnamon, clove, and other seasonal spices
- the Potion of Rebirth and Cakes appropriate to the season (chocolate chip cookies or gingerbread) should also be available during this ritual





## Altar Consecration

On the night before the Winter Rite, enter the sanctum and stand before the fully constructed altar. Ignite the pillars of severity and mercy with the sacred flame from the last ritual or spell. Once the sacred flame has been appropriately transferred, the old red, orange, or yellow candle may be placed in a candlestick and carried out of the sanctum after the ritual to burn out on its own.

Hold the pillar of severity in your left hand and the pillar of mercy in your right hand. Lift them up above your head and say:

**"DEEP WITHIN THE PRIMORDIAL NIGHT, THE GODS DIVIDED IN A FLASH OF LIGHT."**

Bring the candles down in front of you touching their flames together over the central candle to ignite the sacred flame when you say the word "light."



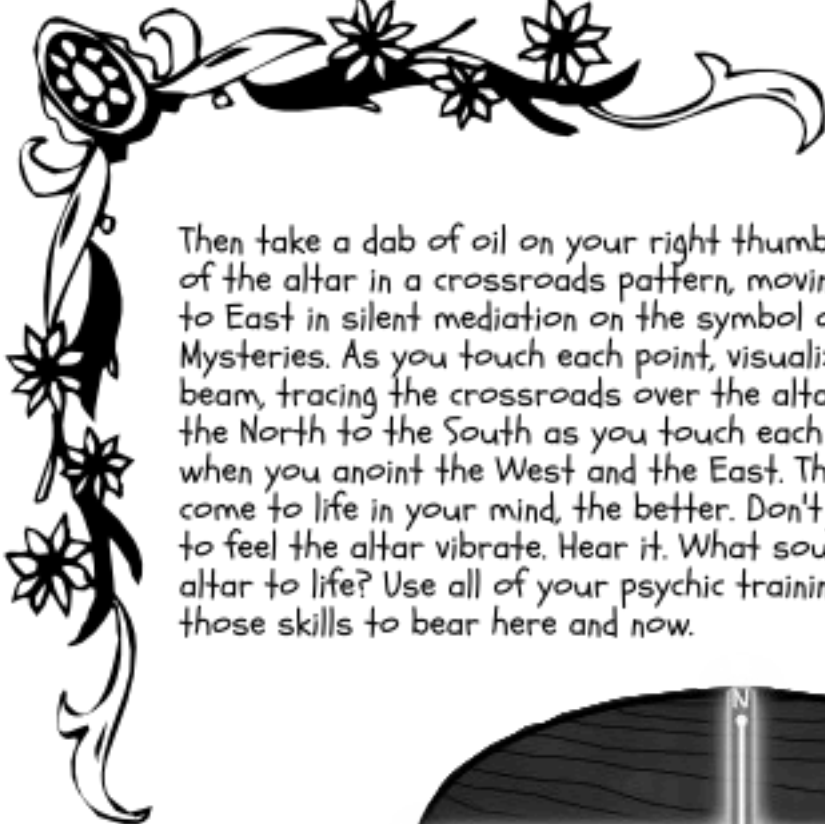
Make the soma candle by anointing a purple candle with your Oleum maleficis that has your soma in it. Anoint the candle from base to wick, visualizing the first obstacle to your success being removed from your path to your yearly goal.

Pick up the bell and move to the East of the sanctum. Moving deosil to the South, West, North, and back to the East, ring the bell thrice saying:

**"SCATTER ON THE WINDS OF FATE, THE EVIL WOES AND THE BANEFUL HATE."**



Setting the bell back upon the altar, take up the oleum maleficis, hold it between your hands in a prayer position at your heart for at least three heart beats as you pay attention to your breath. With your eyes closed, contemplate the working that you are about to do, and take a moment of silent reflection to connect with your gods.




Then take a dab of oil on your right thumb and anoint the four cardinal points of the altar in a crossroads pattern, moving first North to South then West to East in silent meditation on the symbol of the crossroads within the Male Mysteries. As you touch each point, visualize a vibrant green light, like a laser beam, tracing the crossroads over the altar. See a line of light moving from the North to the South as you touch each point. Then see the same thing when you anoint the West and the East. The more you make this visualization come to life in your mind, the better. Don't just see it. Feel it. Allow yourself to feel the altar vibrate. Hear it. What sound does it make as you bring the altar to life? Use all of your psychic training from your earlier lessons. Bring those skills to bear here and now.



The oil is then placed back upon the altar, the candles are snuffed out in this order: the pillar of mercy, the pillar of severity, and the sacred flame. Any items not necessary for the next night's ritual are removed from the altar before leaving the ritual chamber in silence lit only by the light of the previous rite's sacred flame candle.

Seal the room off to await the next night's ritual, and then allow the last bits of the previous sacred flame to burn out on its own before going into your ritual the next night.





## Operation

On the day when you are set to do the Winter Rite, enter the Sanctum about an hour prior to the ritual. Set the incense burning upon the Altar. Allow this charcoal to burn out before beginning the ritual.

While the Sanctum is being suffumagated, make the Potion of Rebirth .



At the time of the ritual, enter the room in total darkness and begin moving widdershins to the altar in the center. Into the empty chalice, place a teaspoon of salt and say:

**"AND THE EARTH WAS BARREN WITHOUT GROWTH OR  
LIFE.  
ALL PERSEVERED AT PEACE AND IN DARKNESS."**

Ignite the pillars of severity and mercy respectively. Again, repeat the process of transferring the sacred flame from the night before when you performed the altar consecration. Take up the pillar of severity in your left hand and the pillar of mercy in your right, hold them up above your head and say:

**"DEEP WITHIN THE PRIMORDIAL NIGHT,  
THE GODS DIVIDED IN A FLASH OF LIGHT."**

Bring the pillars down in front of you touching their flames together over the central candle to create the sacred flame when you say the word "light." During the rest of the ritual, all candles will be lit from the central sacred flame.





Hold the chalice up in front of the three-branched candelstick and say:

"AND ONCE CAST, THE ETERNAL AND PRIMORDIAL  
FIRE  
RADIATED OUTWARD TO SPREAD HEAT AND LIGHT."



Light the charcoal in the thurible with the Sacred Flame (if it is not already lit), and, when glowing, place incense upon it. If you are just lighting the charcoal now, take this time for quiet reflection on the purpose of your ritual. Center and fully align yourself with your purpose. Pass the chalice through the incense smoke, saying:

"AND THE HEAT AND LIGHT CREATED VAPOR,  
THAT ATMOSPHERIC AIR THAT MEDIATED LIFE."



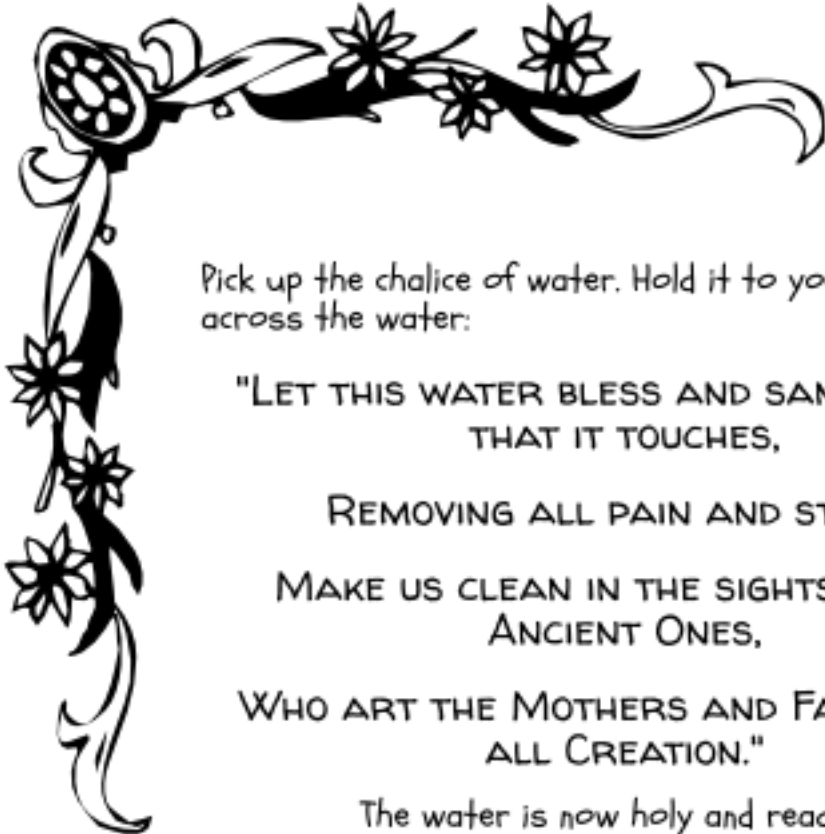
Pour water over the salt in the chalice and say:

"AND THROUGH HEAT AND VAPOR CAME  
CONDENSATION,  
WHICH BUILT UP AND FELL DOWN UPON THE BARREN  
EARTH."



Sprinkle a little hyssop into the water and say:

"AND THIS WATER SHOOK THE EARTH AND CAUSED  
ALL GROWTH TO RISE UP FROM THE SOIL,  
REACHING UPWARDS TO THE SOURCE OF LIFE, THE  
PRIMORDIAL FIRE."



Pick up the chalice of water. Hold it to your lips, and breath the incantation across the water:

"LET THIS WATER BLESS AND SANCTIFY ALL  
THAT IT TOUCHES,

REMOVING ALL PAIN AND STRIFE.

MAKE US CLEAN IN THE SIGHTS OF THE  
ANCIENT ONES,

WHO ART THE MOTHERS AND FATHERS OF  
ALL CREATION."



The water is now holy and ready for use in your ritual.



Take up the athame. Moving to the North of the sanctum, point the blade to the ground and imagine creating a boundary as you circumambulate widdershins, moving North, West, South, East, and back to North again. Walk in silence, concentrating on the idea that you are slicing through the ether as you walk. In your mind, see the blue-gray mist of the astral light part for you.

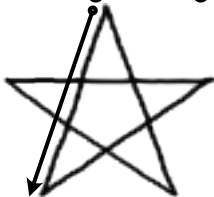
Having circumambulated the Circle, replace the athame upon the altar. Pick up the water and move widdershins back to the North of the circle. Asperge the ground with the holy water as you circumambulate North, West, South, East, and Back to North again. Then ceremoniously pour the holy water into the pitcher in the West, making the entire contents of the pitcher holy as you do so.

Replace the chalice upon the altar, and then carry the incense around the circle, starting in the North and circumambulating West, South, East, and back to the North. Replace the incense upon the Altar.



## Quarter Calls

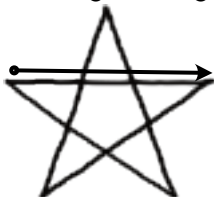
Pick up the salt, and move widdershins back to the North. Draw an Earth Invoking Pentagram with the Salt dish and say:



"I SUMMON, STIR, AND CALL THEE UP,  
OH YE MIGHTY ONES OF THE NORTH, ELEMENT OF  
EARTH."

Take a pinch of salt and drop it on the paten. Then place some salt on your tongue before replacing the salt dish back on the Altar.

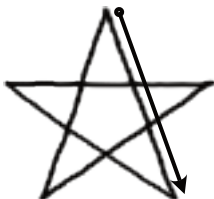
Moving to the West Gate, pick up the pitcher of water and draw a Water Invoking Pentagram with it and say:



"I SUMMON, STIR, AND CALL THEE UP,  
OH YE MIGHTY ONES OF THE WEST, ELEMENT OF  
WATER."

Now pour the pitcher of water into the basin. Make sure to empty it of all water.

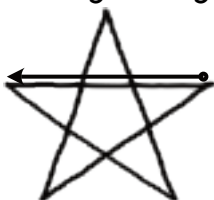
Pick up the sacred flame from the three-branched candlestick on the Altar and move widdershins to the South Gate. Draw a Fire Invoking Pentagram with the sacred flame as you say:



"I SUMMON, STIR, AND CALL THEE UP,  
OH YE MIGHTY ONES OF THE SOUTH, ELEMENT OF  
FIRE."

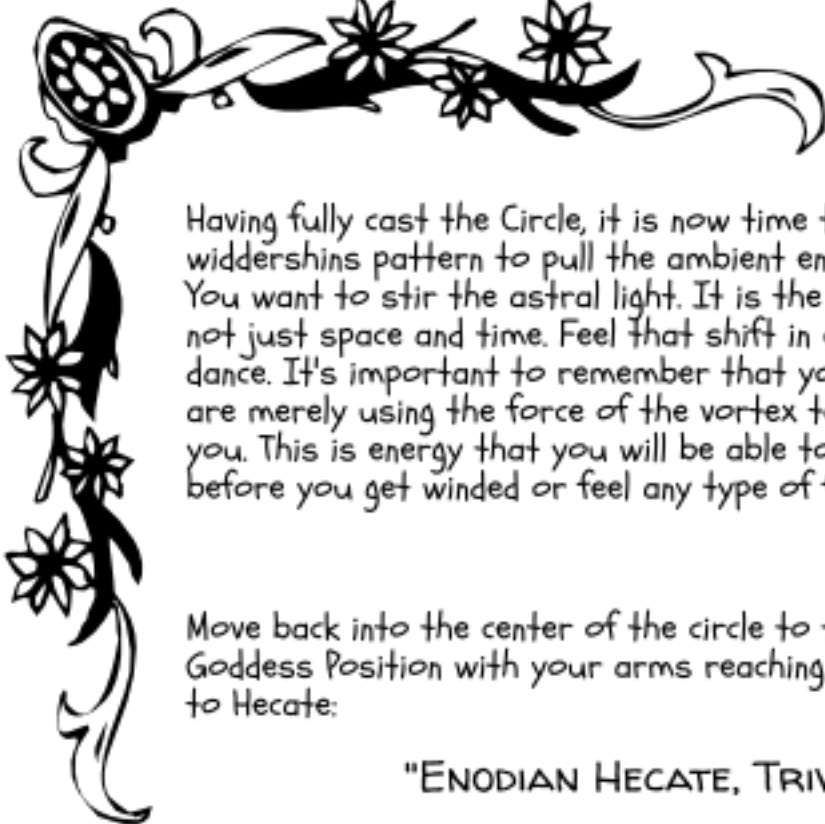
Light the fire candle in the South before placing the sacred flame back in its place upon the altar.

Pick up the thurible with your right hand and move widdershins to the East Gate where the fan resides. Pick up the fan and clack it open. Then draw an Air Invoking Pentagram with the incense as you say:



"I SUMMON, STIR, AND CALL THEE UP,  
OH YE MIGHTY ONES OF THE EAST, ELEMENT OF  
AIR."

Now fan the incense at the East Gate before replacing the fan (still open) back in the East Quarter of the Circle and the incense back upon the altar.



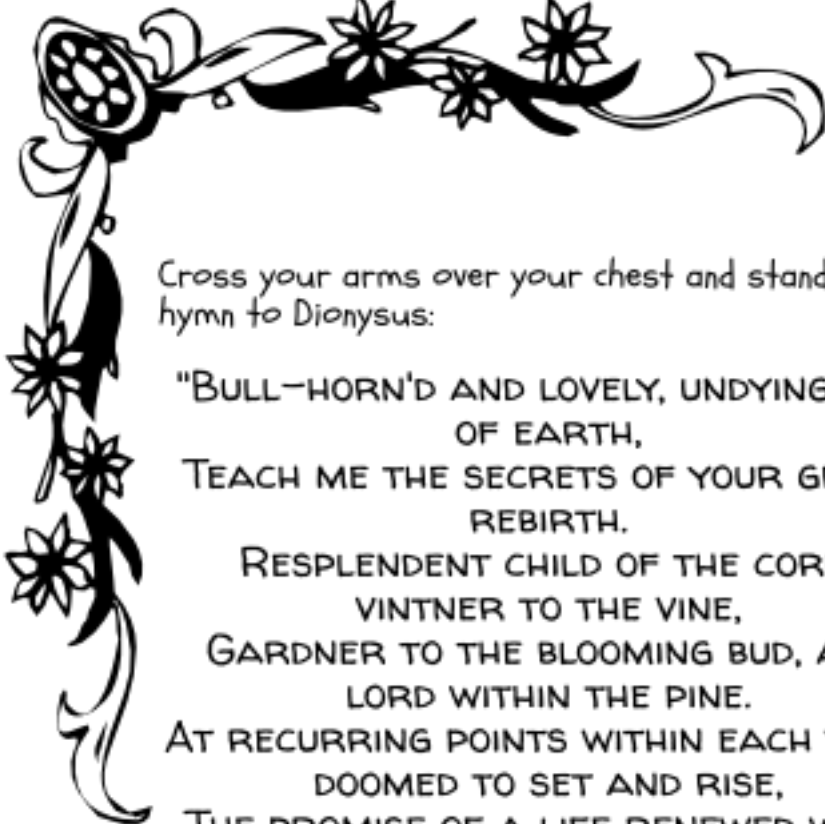
Having fully cast the Circle, it is now time to get it whirling. Dance lightly in a widdershins pattern to pull the ambient energies of Nature into your circle. You want to stir the astral light. It is the ether that you move through now, not just space and time. Feel that shift in consciousness take hold as you dance. It's important to remember that you are not yet raising energy. You are merely using the force of the vortex to pull energy into your circle with you. This is energy that you will be able to program with your intention. Stop before you get winded or feel any type of fatigue.

Move back into the center of the circle to the south of the altar. Stand in the Goddess Position with your arms reaching up for the sky, and recite the hymn to Hecate:

"ENODIAN HECATE, TRIVIA, LOVELY DAME,  
OF EARTHLY, WAT'RY, AND CELESTIAL FRAME,  
SEPULCHRAL, IN A SAFFRON VEIL ARRAY'D,  
PLEAS'D WITH DARK GHOSTS THAT WANDER THRO' THE SHADE;  
PERSAEA, SOLITARY GODDESS, HAIL!  
THE WORLD'S KEY-BEARER, NEVER DOOM'D TO FAIL;  
IN STAGS REJOICING, HUNTRESS, NIGHTLY SEEN,  
AND DRAWN BY BULLS, UNCONQUERABLE QUEEN;  
LEADER, NYMPH, NURSE ON MOUNTAINS WAND'RING, HEAR  
THE SUPPLIANTS WHO WITH HOLY RITES THY POWER REVERE,  
AND TO THE HERDSMAN WITH A FAVORING MIND DRAW NEAR."







Cross your arms over your chest and stand in the God Position. Recite the hymn to Dionysus:

"BULL-HORN'D AND LOVELY, UNDYING GOD  
OF EARTH,  
TEACH ME THE SECRETS OF YOUR GREAT  
REBIRTH.

RESPLENDENT CHILD OF THE CORN,  
VINTNER TO THE VINE,  
GARDNER TO THE BLOOMING BUD, AND  
LORD WITHIN THE PINE.

AT RECURRING POINTS WITHIN EACH YEAR,  
DOOMED TO SET AND RISE,  
THE PROMISE OF A LIFE RENEWED WHEN  
THE SUN LIGHTS UP THE SKIES."

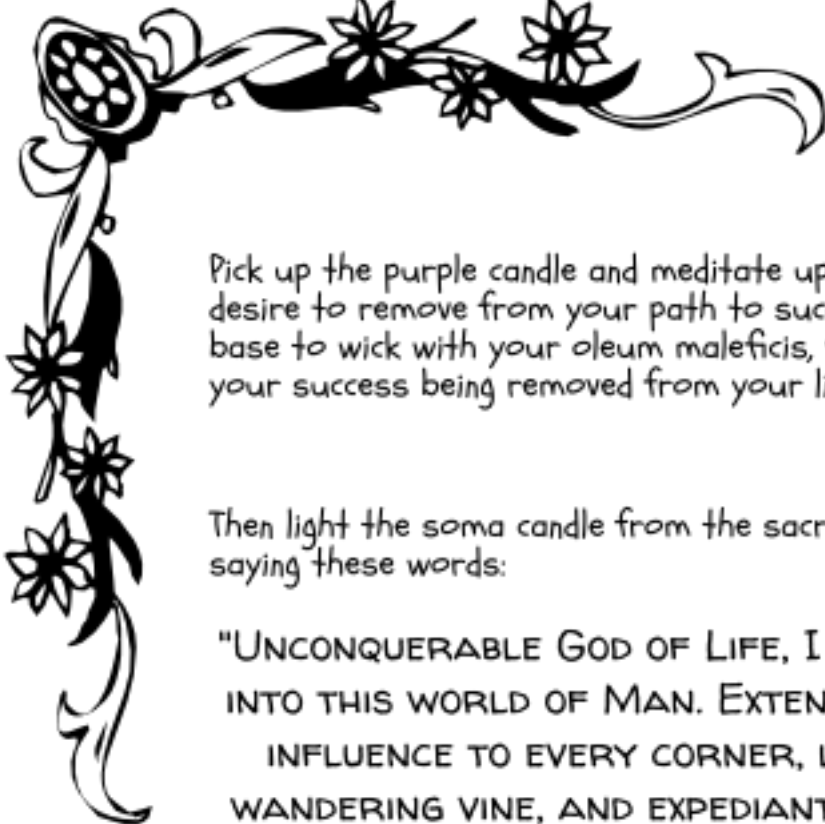


Open your eyes and stare into the sacred mirror in the center of the wreath. See your image and your mental picture of Dionysus merging within the reflection of the mirror's placid surface.

After a slight pause for personal reflection, place the flat blade of your athame over the Cakes and Wine (in this case the wine will be the Potion of Rebirth). Draw an Earth Invoking Pentagram over the Love Feast, and say:

"HEAR ME, GRACIOUS GODDESS, LET MY HEART AND YOURS  
ALIGN. ANSWER ME, O BULL-HORNED DIONYSUS, GOD OF MAGIC,  
JOY, AND WINE. REMOVE THE OBSTACLES THAT BLOCK MY WITCHY  
WAY TO MAKE MY WHOLE LIFE BRIGHT AND GAY."

Take a moment and commune silently with the Gods of your inner being. Use these Cakes and this Wine to accumulate the power of the elements within yourself so that you may channel that energy through the rest of this rite.



Pick up the purple candle and meditate upon the obstacle, which you desire to remove from your path to success. Anoint the candle from base to wick with your oleum maleficis, visualizing the first obstacle to your success being removed from your life.

Then light the soma candle from the sacred flame saying these words:


"UNCONQUERABLE GOD OF LIFE, I LOOSE THEE INTO THIS WORLD OF MAN. EXTEND OUT YOUR INFLUENCE TO EVERY CORNER, LIKE YOUR WANDERING VINE, AND EXPEDIANTLY REMOVE ALL OBSTACLES THAT NO LONGER SERVE ME FROM MY PATH SO THAT I MAY EMBRACE MY PROPER COURSE AND WELL BEING. BLESSED BE, O BULL-HORNED GOD OF ECSTASY AND VERDANT LIFE."



Now begin to dance. Begin by treading the round in a slow, heavy movement. Imagine yourself slogging through mud and eventually breaking free of it. Become louder and louder as you circle deasil until you are moving as fast as you can. This is symbolic of breaking through the obstacles that hold you back. Chant these words as you move around the circle:

"LORD OF LEAF AND GOD OF LIFE,  
EASE THE MIND AND CALM THE STRIFE."

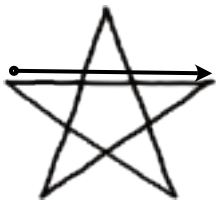
When you feel that the energy has peaked, stop and fall to the ground, turning inward again as you catch your breath and meditate on what life will be like after your obstacle is removed. Do this to increase the power of the dance.



## Closing the Circle

When you are ready to close down your circle, reverse the order of casting by starting in the East and working your way deosil around the circle back to the East again.


With the thurible and fan in hand, draw an Air Banishing Pentagram in the East while saying:



"HAIL, YE MIGHTY ONES OF THE EAST, ELEMENT OF AIR, THANK YOU FOR YOUR ATTENDANCE AT THIS RITE. ERE YE DEPART TO YOUR LOVELY REALMS. HAIL AND FAREWELL."

Then close the fan and replace it in the East Quarter. Place the thurible back upon the altar.

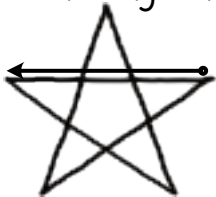
Moving deosil to the South Gate, pick up the fire candle and draw a Fire Banishing Pentagram while saying:



"HAIL, YE MIGHTY ONES OF THE SOUTH, ELEMENT OF FIRE, THANK YOU FOR YOUR ATTENDANCE AT THIS RITE. ERE YE DEPART TO YOUR LOVELY REALMS. HAIL AND FAREWELL."

Blow out the fire candle before replacing it in the South of the circle.

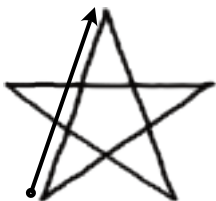
Moving deosil to the West Gate, take up the empty pitcher and draw a Water Banishing Pentagram while saying:




"HAIL, YE MIGHTY ONES OF THE WEST, ELEMENT OF WATER, THANK YOU FOR YOUR ATTENDANCE AT THIS RITE. ERE YE DEPART TO YOUR LOVELY REALMS. HAIL AND FAREWELL."

(If performing outside, it might be appropriate to dump the basin of water upon the ground.)

Moving deosil pick up the bowl of salt as you circumambulate to the North Gate, then draw an Earth Banishing Pentagram while saying:



"HAIL, YE MIGHTY ONES OF THE NORTH, ELEMENT OF EARTH, THANK YOU FOR YOUR ATTENDANCE AT THIS RITE. ERE YE DEPART TO YOUR LOVELY REALMS. HAIL AND FAREWELL."



Then replace the bowl of salt upon the altar in its place before moving deosil back to the East where you pick up the broom.

Begin sweeping up the circle in the East, moving deosil South, West, North, and East again as you say these words:


"SCATTER TO THESE QUARTERS FOUR,

THESE SACRED BOUNDS EXIST NO MORE.

MY WILL WAS WROUGHT. THIS I KNOW.

NOW, BACK TO MUNDANE LIFE I GO!"

Extinguish the sacred flame upon the altar and preserve it to light the black Pillar of Severity and the white Pillar of Mercy during the next ritual's altar consecration.



**THE SABBAT HAS BEEN KEPT!**





# Potion of Rebirth

## Ingredients

- 2/3 cup Water
- 1/3 cup Sugar
- About 2 inches of Ginger Root (sliced)
- 1 bottle Red Wine
- 24oz Pomegranate Juice
- 3 Cinnamon Sticks
- 6 Allspice Berries
- 2 Star Anise Pods
- 1 Orange (sliced)



## Method

1. Create a simple syrup out of the water, sugar, and ginger root. Let it steep for roughly 15 minutes before removing the ginger.
2. Add red wine, pomegranate juice, cinnamon sticks, allspice berries, star anise pods, and orange.
3. Cook on low until ingredients have mingled their flavors. That should take roughly about 45 minutes.
4. Strain before use.

You can also make the potion earlier in the day if you would prefer to drink it cold during the ritual. Should you want this beverage to be more alcoholic, simply add in another bottle of wine after it has completely cooled.